
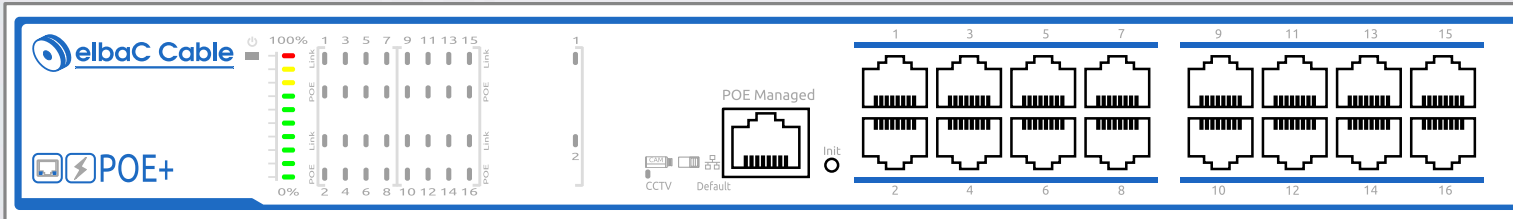
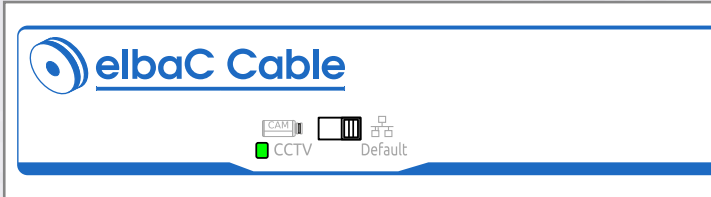


Switch vidéoprotection v.24





elbaC Cable initialement spécialisé dans la conception et production de câbles courants faibles, vous propose également une vaste gamme d'électronique de transmission. En effet, les performances de ces électroniques sont très dépendantes de la qualité des câbles employés et leur qualification requière un laboratoire très peu différent de celui que nous avons mis en place pour nos câbles.

Dans le cadre d'installation faites avec des câbles et connecteurs elbaC, les fiches techniques de ces électroniques vous informent rationnellement des performances attendues. Cette approche « système » permet de limiter au mieux les aléas liés aux variations électromagnétique inhérentes à chaque chantier.

Au cœur d'un large réseau de distribution nous nous efforçons de capitaliser vos remontées techniques terrain, pour en faire profiter l'ensemble des installateurs. À cette fin, n'hésitez pas à nous contacter et à nous faire part de vos observations.

Nous sommes également à votre disposition pour compléter les spécifications publiques de chaque produit au cas où elles seraient techniquement insuffisantes pour conforter votre choix. Dans la mesure du possible nous pouvons essayer de monter en laboratoire une configuration proche de la vôtre pour en déterminer les performances.

De culture technique, nous veillons à toujours orienter nos clients directs comme indirects vers les produits les plus adaptés à leur besoin



elbaC Cable SARL au capital de 60.000 €
ZAC sous le Beer - RD 836 - 27730 BUEIL - France

Tél : +33 (0)2 32 62 00 92 - Fax : +33 (0)2 76 01 31 80
email : info@elbac.fr - site web : www.elbac.fr

Siret : 492 965 868 00028 - TVA : FR 17 492 965 868
NAF : 4669A - 492 965 868 R.C.S. Evreux

Switch vidéo protection



Injecteurs / Repeteurs 

Switch non
manageable 


Switch manageable
POE 


Switch industriel
POE 


Switch non POE 

Convertisseurs
fibre / cuivre,
Modules SFP 


Ponts Wifi & Répéteurs
POE 


Alimentations industrielles 

S
4

S
6

S
8

S
9

S
12


S
13

S
14

S
15




S40102-00
REPETEUR POE+
100Mbps



-B0 (1pc)



S40122-00
REPETEUR POE/
POE+ 1E/2S
100Mbps



-B0 (1pc)




S16003-00
REPETEUR IP
1Gbps - SR01-2



-B0 (1pc)



S40031-00
INJECTEUR POE
30W 1Gbps




-B0 (1pc)



30 W

S40062-00
INJECTEUR POE
802.3bt 60W
1Gbps




-B0 (1pc)



60 W

S40090-00
INJECTEUR HPOE
90W 1Gbps




-B0 (1pc)



90 W HPOE

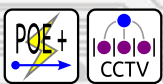
S40091-00
INJECTEUR POE
802.3bt 90W
1Gbps



-B0 (1pc)



90 W 802.3 bt



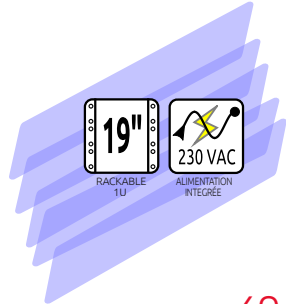
Switch non manageable

S40422-01-00
SWITCH 60W
4x1000Mb POE+
& 2x100Mb

4x [() ()] + 2x



-B0 (1pc)



SZ4042-00
PAIRE EQUERRES 19 POUCES

60 W

S40433-00
SWITCH 60W
4x1Gbps POE+
& 2x1Gbps

4x [] + 2x



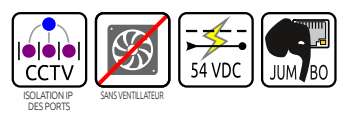
-B0 (1pc)



60 W

S40444-00
SWITCH 60W-
4x1Gbps/POE+ &
1x1Gbps & 1SFP

4x [] + 1x + 1x



-B0 (1pc)



60 W

S40812-00
SWITCH 120W
8x100Mb POE+
& 1x100Mb

8x [] + 1x



-B0 (1pc)



120 W

S40833-00
SWITCH 120W
8x 100Mb POE+
& 2x 1000Mb

8x [] + 2x

-BO (1pc)



120 W

S40843-00
SWITCH 120W
8x 1Gbps POE+
& 2x 1Gbps

8x [] + x2

-BO (1pc)



120 W

S40844-00
SWITCH 120W -
8x 1Gbps/POE+ &
1x 1Gbps & 1SFP

8x [] + 1x + 1x

-BO (1pc)
ALIMENTATION INTEGREE



120 W

S40853-01-00
SWITCH 120W
8x 1Gbps POE+
& 2x 1Gbps

8x [() ()] + 2x

-BO (1pc)
ALIMENTATION INTEGREE



RACKABLE 1U ALIMENTATION INTEGREE

SZ4042-00
PAIRE EQUERRES 19 POUCES

120 W


Switch non manageable POE



Switch manageable

S41624-01-00
SWITCH MANAGEABLE 270W
16x100Mb POE+
& 2x1000Mb & 1SFP

$$16 \times [\text{IP/100Mbps} \text{ POE+ IP CAM 250m}] + 1 \times [\text{IP/1Gbps}] + 1 \times ([\text{IP/1Gbps}] / [\text{SFP IP/1Gbps}])$$

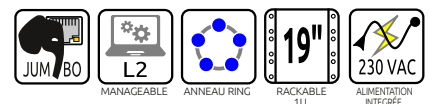


-B0 (1pc)

270 W

S41634-01-00
SWITCH MANAGEABLE L2 280W
16x1000Mb POE+
& 4xSFP 1000Mb

$$16 \times [\text{IP/100Mbps} \text{ POE+}] + 4 \times [\text{IP/100Mbps} / \text{SFP IP/1Gbps}]$$

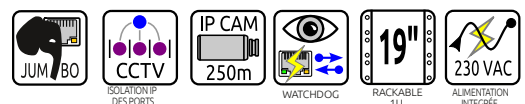


-B0 (1pc)

280 W

S42424-02-00
SWITCH MANAGEABLE 380W
24x100Mb POE+
& 2x1Gb & 1SFP

$$2 \times [\text{IP/100Mbps} \text{ POE+}] + 22 \times [\text{IP/100Mbps} \text{ POE+}] + 2 \times [\text{IP/1Gbps}] + 2 \times [\text{SFP IP/1Gbps}]$$

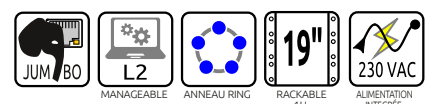


-B0 (1pc)

380 W

S42434-00
SWITCH MANAGEABLE L2 390W
24x1Gb POE+ & 4SFP

$$24 \times [\text{IP/1Gbps} \text{ POE+}] + 4 \times [\text{IP/1Gbps}]$$



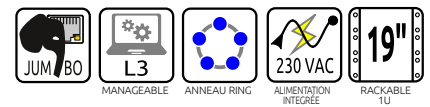
-B0 (1pc)

390 W



S42435-00
SWITCH MANAGEABLE L3
390W 24x1Gb POE+
4xSFP 1Gb 10Gb

24x [IP/1Gbps POE+ WATCHDOG] + 4x SFP IP/10Gbps



-B0 (1pc)

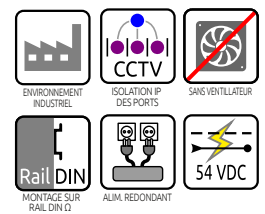
390 W

Switch industriel POE+ / POE++



S43422-01-00
SWITCH INDUS 60W
4x 100Mb POE+
& 1x100Mb & 1 SFP

4x [IP/100Mbps POE+ WATCHDOG IP CAM 250m] + 1x IP/100Mbps + 1x SFP IP/100Mbps

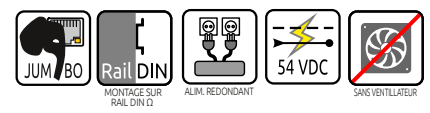


-B0 (1 pc)

60 W

S43434-01-00
SWITCH INDUS 120W
4x 1Gb POE++
& 2x1Gb & 2SFP

4x [POE+ IP/1Gbps] + 2x [IP/1Gbps / SFP IP/1Gbps]



-B0 (1 pc)

120 W

S43824-01-00
SWITCH INDUS 120W
8x 100Mb POE+
& 1Gb & 1SFP

8x [IP/100Mbps POE+ IP CAM 250m] + 1x IP/1Gbps + 1x SFP IP/1Gbps



-B0 (1 pc)

120 W



Switch industriel POE+ / POE++

S44834-00
SWITCH INDUS 60W
2x1Gb POE+
& 2xSFP RING - ALIM 12-48V

8x [IP/1Gbps POE+ WATCHDOG] + 2x [SFP IP/1Gbps JUM/BO ENVIRONNEMENT INDUSTRIEL ANNEAU RING CONTACT SEC SANS VENTILATEUR Rail DIN]

-B0 (1 pc)



60 / 120 / 240W

S48439-01-00
SWITCH INDUS 50/120W
4x1Gb POE+
& 1Gb PD & 1SFP

4x [IP/1Gbps POE+ WATCHDOG] + 1x [IP/1Gbps POE++ WATCHDOG] + 1x [SFP IP/1Gbps ENVIRONNEMENT INDUSTRIEL SANS VENTILATEUR]

JUM/BO Rail DIN (54 VDC)

-B0 (1 pc)

Alimenté en POE++



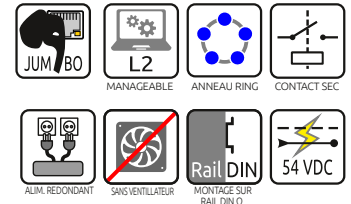
50 / 120 W

Livré sans alimentation



S45434-01-00
SWITCH INDUS 150W
L2 1x1Gb POE++
& 3x1Gb POE+ & 2SFP

$$1 \times \text{POE++} + \text{IP/1Gbps} + 3 \times \text{IP/1Gbps} + \text{POE+} + 2 \times \text{SFP IP/1Gbps}$$

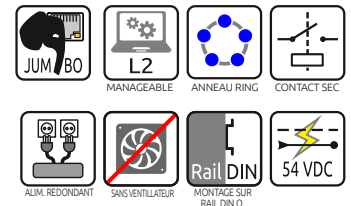


-B0 (1 pc)

150 W

S45834-01-00
SWITCH INDUS 150W
L2 1x1Gb POE++
& 7x1Gb POE+ & 4xSFP

$$4 \times \text{POE++} + \text{IP/1Gbps} + 4 \times [\text{IP/1Gbps} + \text{POE+}] + 2 \times \text{SFP IP/1Gbps}$$

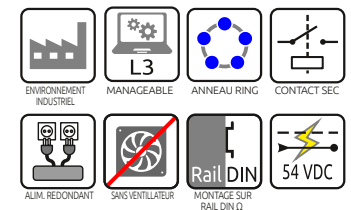
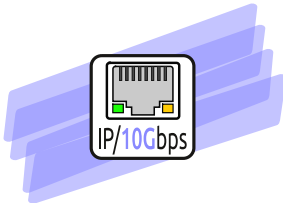


-B0 (1 pc)

240 W

S45835-00
SWITCH INDUS 140W
L3 8x1Gb POE+
& 4xSFP 1/10Gb

$$8 \times \text{POE+} + \text{IP/1Gbps} + 4 \times \text{IP/10Gbps}$$

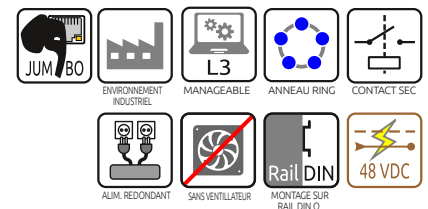
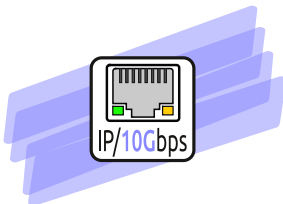


-B0 (1 pc)

140 W

S46635-00
SWITCH INDUS 360W
L3 - 16x1Gb/POE+ &
4xSFP 1/10Gb

$$16 \times [\text{POE+} + \text{IP/1Gbps}] + 4 \times \text{IP/10Gbps}$$



-B0 (1 pc)

360 W



Switch non POE

S57082-00
SWITCH
8x100Mb & 1x100Mb

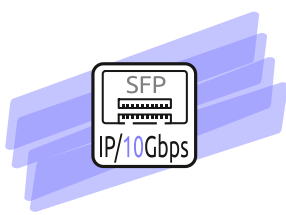
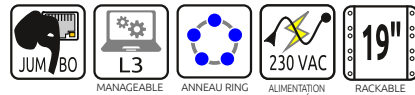
8x IP/100Mbps + 1x IP/100Mbps



-B0 (1pc)

S57244-00
SWITCH MANAGEABLE L3
24x1Gb & 4SFP 10Gb

24x IP/1Gbps + 4x IP/10Gbps



-B0 (1pc)



Modules et convertisseurs fibre

S51350-00
CONVERTISSEUR FIBRE
1000 TX/RX SFP

/ IP/1Gbps ↔ IP/1Gbps (RACKABLE 1U)



-B0 (1pc)

S51352-00
KIT CONVERTISSEUR
FIBRE 1000 TX/FX SC


1x / ↔ IP/1Gbps ↔ 1x /



-BK (1Kit)

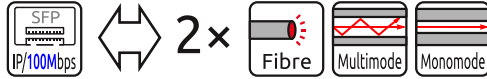
S51820-00
SWITCH 8xSFP 1000 FX &
2xRJ45 1000Mbps

8x IP/1Gbps + 2x IP/100Mbps



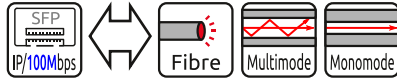
-B0 (1pc)

S59122-00
MODULE SFP SM/MM
155Mbps
LC/PC DUAL RX/TX



-B0 (1 pc)

S59112-00
MODULES SFP
SM/MM 155Mbps
LC/PC 1F RX/TX



-BK (1 kit)

S59123-00
MODULE SFP SM
1.25Gb
LC/PC DUAL



-B0 (1 pc)

S59133-00
MODULE SFP MM
1.25Gb LC/PC
550m LC DUAL



-B0 (1 pc)

S59110-00
MODULE SFP
CUIVR 1Gb



-B0 (1 pc)

S59113-00
MODULES SFP SM
1.25Gb LC/PC RX/TX



-BK (1 kit)

S59124-00
MODULE SFP SM
10Gb 10kms
LC/PC DUAL



-B0 (1 pc)

S59134-00
MODULE SFP MM
10Gb 300m
LC DUAL



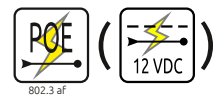
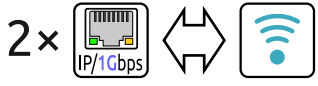
-B0 (1 pc)

Monomode

Multimode

Cuivre

WI2400-00
PONT SANS FILS
2.4GHZ - 3KMS

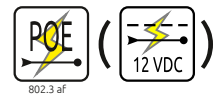
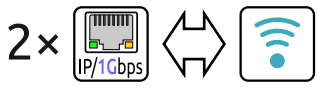


-BK (1 kit)



2.4GHZ
KIT PRÉ-APPAIRÉ

WI5808-00
PONT SANS FILS
5.8GHZ - 20KMS

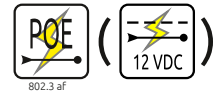
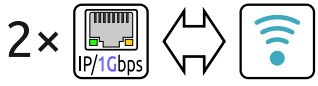


-BK (1 kit)



5.8GHZ
KIT PRÉ-APPAIRÉ

WI5820-00
PONT SANS FILS
5.8GHZ - 20KMS

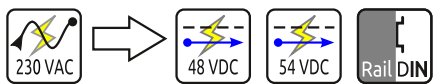


-BK (1 kit)



5.8GHZ
KIT PRÉ-APPAIRÉ

K48120-00
ALIMENTATION 48VDC
120W RAIL DIN



-80 (1pc)



120 W

K48240-00
ALIMENTATION 48VDC
240W RAIL DIN



-80 (1pc)



240 W

K48241-00
ALIMENTATION 48VDC
240W RAIL DIN



-80 (1pc)



240 W

K48480-00
ALIMENTATION 48VDC
480W RAIL DIN



-80 (1pc)



480 W

K48120-B0	ALIMENTATION 48VDC 120W RAIL DIN.....	15	K48120-B0	ALIMENTATION 48VDC 120W RAIL DIN.....	15
K48240-B0	ALIMENTATION 48VDC 240W RAIL DIN.....	15	K48240-B0	ALIMENTATION 48VDC 240W RAIL DIN.....	15
K48241-B0	ALIMENTATION 48VDC 240W RAIL DIN.....	15	K48241-B0	ALIMENTATION 48VDC 240W RAIL DIN.....	15
K48480-B0	ALIMENTATION 48VDC 480W RAIL DIN.....	15	K48480-B0	ALIMENTATION 48VDC 480W RAIL DIN.....	15
S16003-B0	REPETEUR IP 1Gbps - SR01-2.....	4	S51350-B0	CONVERTISSEUR FIBRE 1000 TX/FX SFP.....	12
S40031-B0	INJECTEUR POE 30W 1Gbps.....	5	S40090-B0	INJECTEUR HPOE 90W 1Gbps.....	5
S40062-B0	INJECTEUR POE 802.3bt 60W 1Gbps.....	5	S40031-B0	INJECTEUR POE 30W 1Gbps.....	5
S40090-B0	INJECTEUR HPOE 90W 1Gbps.....	5	S40062-B0	INJECTEUR POE 802.3bt 60W 1Gbps.....	5
S40091-B0	INJECTEUR POE 802.3bt 90W 1Gbps.....	5	S40091-B0	INJECTEUR POE 802.3bt 90W 1Gbps.....	5
S40102-B0	REPETEUR POE+ 100Mbps.....	4	S51352-BK	KIT CONVERTISSEUR FIBRE 1000 TX/FX SC.....	12
S40122-B0	REPETEUR POE/POE+ 1E/2S 100Mbps.....	4	S59110-B0	MODULE SFP CUIVRE 1Gbps.....	13
S40422-01-B0	SWITCH 60W- 1x1000Mb/POE++ & 3x1000Mb/POE+ & 2x1000Mb.....	6	S59133-B0	MODULE SFP MM 1.25Gbps 550M LC DUAL.....	13
S40433-B0	SWITCH 60W- 4x1Gbps/POE+ & 2x1Gbps.....	6	S59134-B0	MODULE SFP MM 10Gbps 300M LC DUAL.....	13
S40444-B0	SWITCH 60W- 4x1Gbps/POE+ & 1x1Gbps & 1SFP.....	6	S59123-B0	MODULE SFP SM 1.25 Gbps LC/PC DUAL.....	13
S40812-B0	SWITCH 120W- 8x100Mb/POE+ & 1x100Mb.....	6	S59124-B0	MODULE SFP SM 10Gbps 10KM LC/PC DUAL.....	13
S40833-B0	SWITCH 120W- 8x100Mb/POE+ & 2x1000Mb.....	7	S59122-B0	MODULE SFP SM/MM 155Mbps LC/PC DUAL.....	13
S40843-B0	SWITCH 120W - 8x1Gbps/POE+ & 2x1Gbps.....	7	S59113-BK	MODULES SFP SM 1.25Gbps LC/PC 1F RX/TX.....	13
S40844-B0	SWITCH 120W - 8x1Gbps/POE+ & 1x1Gbps & 1SFP.....	7	S59112-BK	MODULES SFP SM/MM 155Mbps LC/PC 1F RX/TX.....	13
S40853-01-B0	SWITCH 120W - 8x1Gbps/POE+ & 2x1Gbps.....	7	SZ4042-BK	PAIRE EQUERRES 19 POUCES POUR S40422-01.....	6,7
S41624-01-B0	SWITCH MANAGEABLE 270W - 16x100Mb/POE+ & 2x1000Mb & 1xSFP 1Gb.....	8	WI2400-BK	PONT SANS FIL 2.4GHZ 3KM - KIT APPAIRE.....	14
S41634-01-B0	SWITCH MANAGEABLE L2 280W- 16x1000Mb/POE+ & 4x(RJ45/SFP 1000Mb).....	8	WI5820-BK	PONT SANS FIL 5.8GHZ 20KM - KIT APPAIRE.....	14
S42424-02-B0	SWITCH 380W - 2x1000Mb/POE++ & 22x1000Mb/POE+ & 2x1Gb & 2xSFP 1Gb.....	8	WI5808-BK	PONT SANS FIL 5.8GHZ 8KM.....	14
S42434-B0	SWITCH MANAGEABLE L2 390W - 24x1Gb/POE+ & 4xSFP 1Gb.....	8	S16003-B0	REPETEUR IP 1Gbps - SR01-2.....	4
S42435-B0	SWITCH MANAGEABLE L3 390W - 24x1Gb/POE+ & 4xSFP 1Gb/10Gb.....	9	S40102-B0	REPETEUR POE+ 100Mbps.....	4
S43422-01-B0	SWITCH INDUS 60W - 4x100Mb/POE+ & 1x100Mb & 1SFP.....	9	S40122-B0	REPETEUR POE/POE+ 1E/2S 100Mbps.....	4
S43434-01-B0	SWITCH INDUS 120W - 4x1Gb/POE+ & 2x1Gb (RJ45/SFP).....	9	S40844-B0	SWITCH 120W - 8x1Gbps/POE+ & 1x1Gbps & 1SFP.....	7
S43824-01-B0	SWITCH INDUS 120W - 8x100Mb/POE+ & 1xGb & 1SFP.....	9	S40843-B0	SWITCH 120W - 8x1Gbps/POE+ & 2x1Gbps.....	7
S44834-B0	SWITCH INDUS 80-240W 8x1Gb/POE+ & 2xSFP RING - ALIM 12-48V.....	10	S40853-01-B0	SWITCH 120W - 8x1Gbps/POE+ & 2x1Gbps.....	7
S45434-01-B0	SWITCH INDUS 150W L2 - 1x1Gb/POE++ & 3x1Gb/POE+ & 2xSFP.....	11	S40812-B0	SWITCH 120W- 8x100Mb/POE+ & 1x100Mb.....	6
S45834-01-B0	SWITCH INDUS 240W L2 - 4x1Gb/POE++ & 4x1Gb/POE+ & 2xSFP 1Gb.....	11	S40833-B0	SWITCH 120W- 8x100Mb/POE+ & 2x1000Mb.....	7
S45835-B0	SWITCH INDUS 240W L3 - 8x1Gb/POE+ & 4xSFP 1/10Gb.....	11	S42424-02-B0	SWITCH 380W - 2x1000Mb/POE++ & 22x1000Mb/POE+ & 2x1Gb & 2xSFP 1Gb.....	8
S46635-B0	SWITCH INDUS 360W L3 - 16x1Gb/POE+ & 4xSFP 1/10Gb.....	11	S40422-01-B0	SWITCH 60W- 1x1000Mb/POE++ & 3x1000Mb/POE+ & 2x1000Mb.....	6
S48439-01-B0	SWITCH INDUS 75/120W- 4x1Gbps/POE+ & 1Gbps PD & 1 SFP.....	10	S40444-B0	SWITCH 60W- 4x1Gbps/POE+ & 1x1Gbps & 1SFP.....	6
S51350-B0	CONVERTISSEUR FIBRE 1000 TX/FX SFP.....	12	S40433-B0	SWITCH 60W- 4x1Gbps/POE+ & 2x1Gbps.....	6
S51352-BK	KIT CONVERTISSEUR FIBRE 1000 TX/FX SC.....	12	S57082-B0	SWITCH 8x100Mbps & 1x100Mbps.....	12
S51820-B0	SWITCH 8xSFP 1000 FX & 2xRJ45 1000Mbps.....	12	S51820-B0	SWITCH 8xSFP 1000 FX & 2xRJ45 1000Mbps.....	12
S57082-B0	SWITCH 8x100Mbps & 1x100Mbps.....	12	S43434-01-B0	SWITCH INDUS 120W - 4x1Gb/POE+ & 2x1Gb (RJ45/SFP).....	9
S57244-B0	SWITCH MANAGEABLE L3 24x1Gb & 4xSFP 1Gb/10Gb.....	12	S43824-01-B0	SWITCH INDUS 120W - 8x100Mb/POE+ & 1xGb & 1SFP.....	9
S59110-B0	MODULE SFP CUIVRE 1Gbps.....	13	S45434-01-B0	SWITCH INDUS 150W L2 - 1x1Gb/POE++ & 3x1Gb/POE+ & 2xSFP.....	11
S59112-BK	MODULES SFP SM/MM 155Mbps LC/PC 1F RX/TX.....	13	S45834-01-B0	SWITCH INDUS 240W L2 - 4x1Gb/POE++ & 4x1Gb/POE+ & 2xSFP 1Gb.....	11
S59113-BK	MODULES SFP SM 1.25Gbps LC/PC 1F RX/TX.....	13	S45835-B0	SWITCH INDUS 240W L3 - 8x1Gb/POE+ & 4xSFP 1/10Gb.....	11
S59122-B0	MODULE SFP SM/MM 155Mbps LC/PC DUAL.....	13	S46635-B0	SWITCH INDUS 360W L3 - 16x1Gb/POE+ & 4xSFP 1/10Gb.....	11
S59123-B0	MODULE SFP SM 1.25 Gbps LC/PC DUAL.....	13	S43422-01-B0	SWITCH INDUS 60W - 4x100Mb/POE+ & 1x100Mb & 1SFP.....	9
S59124-B0	MODULE SFP SM 10Gbps 10KM LC/PC DUAL.....	13	S48439-01-B0	SWITCH INDUS 75/120W- 4x1Gbps/POE+ & 1Gbps PD & 1 SFP.....	10
S59133-B0	MODULE SFP MM 1.25Gbps 550M LC DUAL.....	13	S44834-B0	SWITCH INDUS 80-240W 8x1Gb/POE+ & 2xSFP RING - ALIM 12-48V.....	10
S59134-B0	MODULE SFP MM 10Gbps 300M LC DUAL.....	13	S41624-01-B0	SWITCH MANAGEABLE 270W - 16x100Mb/POE+ & 2x1000Mb & 1xSFP 1Gb.....	8
SZ4042-BK	PAIRE EQUERRES 19 POUCES POUR S40422-01.....	6,7	S41634-01-B0	SWITCH MANAGEABLE L2 280W- 16x1000Mb/POE+ & 4x(RJ45/SFP 1000Mb).....	8
WI2400-BK	PONT SANS FIL 2.4GHZ 3KM - KIT APPAIRE.....	14	S42434-B0	SWITCH MANAGEABLE L2 390W - 24x1Gb/POE+ & 4xSFP 1Gb.....	8
WI5808-BK	PONT SANS FIL 5.8GHZ 8KM.....	14	S57244-B0	SWITCH MANAGEABLE L3 24x1Gb & 4xSFP 1Gb/10Gb.....	12
WI5820-BK	PONT SANS FIL 5.8GHZ 20KM - KIT APPAIRE.....	14	S42435-B0	SWITCH MANAGEABLE L3 390W - 24x1Gb/POE+ & 4xSFP 1Gb/10Gb.....	9